



# PUBLIC LENDING RIGHT COMMISSION



ANNUAL REPORT  
2004-2005



PUBLIC LENDING  
RIGHT COMMISSION



COMMISSION DU  
DROIT DE PRÊT PUBLIC

---

# PUBLIC LENDING RIGHT COMMISSION

## ANNUAL REPORT

2004-2005

12 June 2005

This document may be  
freely photocopied.

350 ALBERT STREET, P.O. BOX 1047, OTTAWA, ONTARIO, K1P 5V8  
Tel. 1 (800) 521-5721 or (613) 566-4378, Fax: (613) 566-4418  
E-MAIL: [plr@canadacouncil.ca](mailto:plr@canadacouncil.ca)  
[www.plr-dpp.ca](http://www.plr-dpp.ca)

350, RUE ALBERT, C.P. 1047, OTTAWA (ONTARIO) K1P 5V8  
Tél. 1 (800) 521-5721 ou (613) 566-4378, Téléc. (613) 566-  
4418 COURRIEL : [dpp@conscildesarts.ca](mailto:dpp@conscildesarts.ca)  
[www.plr-dpp.ca](http://www.plr-dpp.ca)

Handwritten text at the top of the page, possibly a title or header.

Handwritten text in the middle section of the page.

Handwritten text in the lower middle section of the page.

Handwritten text at the bottom of the page, possibly a signature or footer.



## A BRIEF PROFILE OF THE PUBLIC LENDING RIGHT PROGRAM

### Purpose

The Public Lending Right Commission makes payments to Canadian authors for the availability of their books catalogued in Canadian libraries, according to the PLR program's eligibility criteria.

### Background

The PLR program was created in 1986 after nearly forty years of lobbying on the part of Canada's national writers' organizations. Canada is one of eighteen countries to have implemented such a program. The Canadian PLR program receives annual funding from Parliament (\$9.449 million in 2004-2005) and operates under the aegis of the Canada Council for the Arts. The Public Lending Right Commission is made up of a predominantly writer-composed board, which represents national organizations of writers, librarians and publishers, and which is responsible for setting the general policies of the program. An executive committee carries out these policies. Both the Commission and the Executive Committee are chaired by writer Carole David.

### Program

Authors register their titles with the Commission. The Commission in turn compiles a master list of titles which is checked annually against the holdings of a representative number of libraries (six for each official language group). An author is paid an amount per book each time the title is found in one of the sampled libraries. The PLR payment ceiling in 2004-2005 was \$3,017.

## **CHAIR'S REPORT**

### **Carole David**

In February 2005, the Public Lending Right Commission (PLRC) distributed its 19th round of payments. The Commission sent cheques to 14,441 Canadian authors for a total of \$8,962,741 – remuneration to authors, illustrators and translators for the presence of 54,776 eligible titles in public libraries throughout the country.

The Public Lending Right program is going through a period of adjustment. In all its deliberations and decisions, the Commission has continued to defend and protect this fundamental program by focussing on the sampling procedures, a sliding scale plan and efforts to secure additional funding from the government.

#### **Changes to sampling of libraries**

This year, the Commission sampled the catalogues of public libraries rather than a combination of public and university libraries. This has enabled the Commission to return to its initial philosophy, namely to pay authors for the general public's access to their books. Municipal mergers and the increasing development of collective catalogues at the provincial level now give the Commission access to a larger network of public library holdings.

Sampling public libraries had various results. While some payments were similar to those of previous years, others increased or decreased. Each case is different. It should be noted that a PLR cheque is not an annuity, but an annual payment that may fluctuate.

For the first time, the sampling included an equal number of French- and English-language libraries. Six library networks in each language group were sampled, and the results from the two largest urban centres were doubled. The results therefore figured out of seven in each language group. (In the past, English titles were sampled in ten English-language libraries and French titles in five French-language libraries; the results for the French-language libraries were then doubled.)

#### **Sliding scale plan**

Since the inception of the PLR program, the number of eligible authors and titles has grown considerably. Unfortunately, the budget has not increased sufficiently to allow payments to remain stable. As outlined in past reports, the Commission has developed a plan to manage growth in the program.

The basic principle behind the sliding scale plan is as follows: a registered title would receive a higher "hit rate", relative to the current rate, for its first five years in the program. This period of time corresponds to the period when titles are most often borrowed from libraries. Thereafter, the rate would decrease over time. The following five years would see the title receive 80% of the initial amount, and the next five years 70%. Titles that have been in the

program more than 15 years would receive payments based on remaining funds in the budget.

Some associations representing authors from different parts of the country have expressed concern about the application of these measures. Although everyone agreed that a solution was needed to deal with growth, members requested that the Commission examine other possible solutions before implementing the sliding scale plan.

At its December 2004 meeting, the Commission decided to implement the variable rate plan only if the PLRC receives a significant increase in government funding.

### **Budget situation**

In the fall of 2004, the PLR program had its budget cut by \$100,000. This was the result of the initial phase of the government's program review aimed at recovering \$1 billion from existing programs for redistribution to priority programs. The budget for payments, however, recovered \$73,000 from the Canada Council's investment fund.

Also, the Tomorrow Starts Today program was renewed for another year. The PLRC receives \$1 million per year under this program. We are of the opinion that this fund must become an integral part of the basic budget for the Canada Council for the Arts and, as a result, the PLRC's budget.

Once the government re-allocation process has been completed, the PLRC will submit a major request for additional funding in order to implement the sliding scale plan which, we believe, will ensure greater stability for the PLR program.

### **Administrative arrangement between the Public Lending Right Commission and the Canada Council for the Arts**

The Commission signed an administrative arrangement with the Canada Council for the Arts in February 2005. The agreement clarifies the relationship with the Council and ensures that new funds will be allocated by the Department of Canadian Heritage specifically for the PLR program. We would like to acknowledge the close cooperation of Mark Watters, Secretary-Treasurer of the Canada Council, who worked through nine drafts of the document to facilitate the signing of this agreement, which went into effect April 1, 2005.

### **Changes to PLRC statutes and by-laws**

The sub-committee established in December 2003 to examine the terms of office and develop a more formal definition of the obligations of Commission members has submitted its recommendations. The recommendations were accepted by the Commission at a special general meeting in December 2004. The modifications, which clarify the duties of members, are intended to make the members more accountable with respect to their associations and within the Commission. Finally, in order to ensure fair representation and rotation in the membership, the Commission has determined that members may serve a four-year term that

can be renewed once. Likewise, the outgoing Chair of the Commission must wait two years before seeking a new mandate as a member of the Commission.

### **Departure of Gwen Hoover**

Last April, Gwen Hoover, who had been employed by the Canada Council for the Arts since 1973 and had served as the Executive Secretary of the Commission since July 1990, retired. With unparalleled efforts and dedication, she contributed to the survival and prosperity of the program. Canadian authors owe her an enormous debt. I thank her on their behalf.

### **Appointment of new Executive Secretary**

David Schimpky is the new Executive Secretary of the Public Lending Right Commission. This appointment took effect June 8, 2005. Benoit Rollin, a long-time employee of the PLRC, agreed to serve as the Executive Secretary until Mr. Schimpky took up his duties.

### **Conclusion**

More dedicated than ever to its mission of ensuring that Canadian works are accessible to the general public, the Commission hopes to ensure greater stability for the PLR program. The energy of Canadian publishing is not waning. This year, 811 new authors registered in the program, 685 of whom received a payment. Nevertheless, in order to compensate authors adequately in the coming years, it is clear that the government must provide additional funding.



**RESULTS OF THE PLR PROGRAM'S**

**NINETEENTH YEAR**

	2003-2004	2004-2005	+ / - ( 2003-2004 )
AUTHORS REGISTERED IN THE PROGRAM	14,792	15,347	3.75%
AUTHORS RECEIVING PAYMENT	14,435	14,441	0.04%
TITLES IN THE DATABASE	63,233	64,806	2.49%
ELIGIBLE TITLES	61,175	63,988	4.60%
TITLES RECEIVING PAYMENT	56,243	54,776	-2.61%
AMOUNT DISTRIBUTED TO AUTHORS	8,938,460 \$	8,962,741 \$	0.27%
AVERAGE PAYMENT PER AUTHOR	619 \$	621 \$	0.32%
MEDIAN PAYMENT	326 \$	301.70 \$	-7.45%
MAXIMUM AMOUNT PAID PER BOOK	\$296.70	\$301.70	1.69%





**PROGRAM GROWTH 2004-2005**

**AUTHORS**

REQUESTS FOR REGISTRATION KITS	771	ENGLISH FRENCH	482 289	NEW TITLES REGISTERED	4,306	ENGLISH FRENCH OTHER BILINGUAL	2,520 1,610 145 31
		(785 IN 2001-2002 )				(3,897 IN 2001-2002 )	
		(831 IN 2002-2003 )				(4,296 IN 2002-2003 )	
		(835 IN 2003-2004 )				(4,201 IN 2003-2004 )	

NEW AUTHORS REGISTERED	811	ENGLISH FRENCH	514 297	NEW ELIGIBLE TITLES	3,707	ENGLISH FRENCH OTHER BILINGUAL	2,167 1,398 123 19
		(638 IN 2001-2002 )				(3,299 IN 2001-2002 )	
		(891 IN 2002-2003 )				(3,617 IN 2002-2003 )	
		(848 IN 2003-2004 )				(3,639 IN 2003-2004 )	

NEW AUTHORS RECEIVING PAYMENT	685 (\$171,555)	ENGLISH FRENCH	441 (\$98,788) 244 (\$72,767)	NO. OF NEW ELIGIBLE TITLES RECEIVING PAYMENT	2,948 (\$490,713)	ENGLISH FRENCH OTHER BILINGUAL	1,674 1,238 19 17
		(541 IN 2001-2002 : \$148,051 )				(2,915 IN 2001-2002 : \$510,853 )	
		(758 IN 2002-2003 : \$208,297 )				(3,178 IN 2002-2003 : \$647,695 )	
		(704 IN 2003-2004 : \$181,736 )				(3,086 IN 2003-2004 : \$487,785 )	

**NEW ELIGIBLE TITLES BY LANGUAGE AND CATEGORY**

	ENGLISH	%	FRENCH	%	OTHER	%	BILINGUAL	%	TOTAL
FICTION	416	19.2%	351	19.5%	24	12.5%	1	5.3%	792
CHILDREN'S	497	22.9%	478	26.0%	32	16.0%	2	10.5%	1009
POETRY	243	11.2%	135	9.7%	19	9.5%	4	21.1%	401
DRAMA	45	2.1%	28	1.6%	2	1.0%	2	10.5%	77
NON-FICTION	682	31.5%	353	20.3%	25	12.5%	8	42.1%	1068
SCHOLARLY	284	13.1%	53	3.8%	21	10.5%	2	10.5%	360
<b>TOTAL</b>	<b>2,167</b>		<b>1,398</b>		<b>123</b>		<b>19</b>		<b>3,707</b>



**PAYMENTS BY PROVINCE  
2004-2005**

PROVINCE	NUMBER OF		%		NUMBER OF		%		PAID		%	
	REGISTRANTS	PAYMENTS	%	PAYMENTS	%	PAID	%	PAID	%	PAID	%	PAID
NFLD. & LAB.	235	218	1.53%	218	1.51%	92.77%	92.77%	\$98,390.86	92.77%	\$98,390.86	1.10%	1.10%
N.S.	560	537	3.65%	537	3.72%	95.89%	95.89%	\$241,363.18	95.89%	\$241,363.18	2.69%	2.69%
P.E.I.	59	54	0.38%	54	0.37%	91.53%	91.53%	\$33,563.27	91.53%	\$33,563.27	0.37%	0.37%
N.B.	321	310	2.09%	310	2.15%	96.57%	96.57%	\$140,005.64	96.57%	\$140,005.64	1.56%	1.56%
QUÉ.	4,762	4,519	31.03%	4,519	31.29%	94.90%	94.90%	\$3,235,678.24	94.90%	\$3,235,678.24	36.10%	36.10%
ONT.	5,172	4,829	33.70%	4,829	33.44%	93.37%	93.37%	\$2,897,380.80	93.37%	\$2,897,380.80	32.33%	32.33%
MAN.	401	375	2.61%	375	2.60%	93.52%	93.52%	\$187,240.71	93.52%	\$187,240.71	2.09%	2.09%
SASK.	302	280	1.97%	280	1.94%	92.72%	92.72%	\$178,935.72	92.72%	\$178,935.72	2.00%	2.00%
ALBERTA	791	728	5.15%	728	5.04%	92.04%	92.04%	\$404,989.32	92.04%	\$404,989.32	4.52%	4.52%
B.C.	2,214	2,085	14.43%	2,085	14.44%	94.17%	94.17%	\$1,215,018.25	94.17%	\$1,215,018.25	13.56%	13.56%
N.W.T.	7	7	0.05%	7	0.05%	100.00%	100.00%	\$4,310.00	100.00%	\$4,310.00	0.05%	0.05%
YUKON	22	22	0.14%	22	0.15%	100.00%	100.00%	\$6,202.09	100.00%	\$6,202.09	0.07%	0.07%
NUNAVUT	4	4	0.03%	4	0.03%	100.00%	100.00%	\$1,683.49	100.00%	\$1,683.49	0.02%	0.02%
OTHER	497	473	3.24%	473	3.28%	95.17%	95.17%	\$317,979.81	95.17%	\$317,979.81	3.55%	3.55%
<b>TOTAL</b>	<b>15,347</b>	<b>14,441</b>	<b>100.00%</b>	<b>14,441</b>	<b>100.00%</b>	<b>94.10%</b>	<b>94.10%</b>	<b>\$8,962,741.38</b>	<b>94.10%</b>	<b>\$8,962,741.38</b>	<b>100.00%</b>	<b>100.00%</b>

Example: In 2004-2005, 92.72 % of registered Saskatchewan authors received a payment. This represents 1.94 % of paid authors. These authors received 2 % of the payment budget.



## DISTRIBUTION OF PAYMENTS BY PAYMENT RANGE AND BY AUTHOR'S LANGUAGE 2004-2005

	LANGUAGE	AUTHORS	%	\$	%
MINIMUM 25 \$	E	197	1.36%	\$4,925.00	0.05%
	F	49	0.34%	\$1,225.00	0.01%
<b>SUB-TOTAL</b>	<b>E+F</b>	<b>246</b>	<b>1.70%</b>	<b>\$6,150.00</b>	<b>0.07%</b>
FROM \$25.01 TO \$301.70	E	5,065	35.07%	\$882,292.39	9.84%
	F	2,044	14.15%	\$368,488.64	4.11%
<b>SUB-TOTAL</b>	<b>E+F</b>	<b>7,109</b>	<b>49.23%</b>	<b>\$1,250,781.03</b>	<b>13.96%</b>
<b>Median \$301.70</b>	<b>E+F</b>	<b>7,355</b>	<b>50.93%</b>	<b>\$1,256,931.03</b>	<b>14.02%</b>
FROM \$301.71 TO \$620.99	E	1,992	20.16%	\$921,690.07	10.28%
	F	911	19.97%	\$422,542.73	4.71%
<b>SUB-TOTAL</b>	<b>E+F</b>	<b>2,903</b>	<b>20.10%</b>	<b>\$1,344,232.80</b>	<b>15.00%</b>
FROM \$621.00 TO \$999.99	E	992	6.87%	\$782,949.61	8.74%
	F	569	3.94%	\$452,653.22	5.05%
<b>SUB-TOTAL</b>	<b>E+F</b>	<b>1,561</b>	<b>10.81%</b>	<b>\$1,235,602.83</b>	<b>13.79%</b>
FROM \$1,000.00 TO \$1,999.99	E	982	6.80%	\$1,364,345.07	15.22%
	F	535	3.70%	\$742,178.76	8.28%
<b>SUB-TOTAL</b>	<b>E+F</b>	<b>1,517</b>	<b>10.50%</b>	<b>\$2,106,523.83</b>	<b>23.50%</b>
FROM \$2,000.00 TO \$3,016.99	E	327	2.26%	\$792,488.05	8.84%
	F	203	1.41%	\$492,187.84	5.49%
<b>SUB-TOTAL</b>	<b>E+F</b>	<b>530</b>	<b>3.67%</b>	<b>\$1,284,675.89</b>	<b>14.33%</b>
MAXIMUM \$3,017	E	325	2.25%	\$980,525.00	10.94%
	F	250	1.73%	\$754,250.00	8.42%
<b>SUB-TOTAL</b>	<b>E+F</b>	<b>575</b>	<b>3.98%</b>	<b>\$1,734,775.00</b>	<b>19.36%</b>
<b>TOTAL</b>	<b>E</b>	<b>9,880</b>	<b>68.42%</b>	<b>\$5,729,215.19</b>	<b>63.92%</b>
	<b>F</b>	<b>4,561</b>	<b>31.58%</b>	<b>\$3,233,526.19</b>	<b>36.08%</b>
	<b>E+F</b>	<b>14,441</b>	<b>100.00%</b>	<b>\$8,962,741.38</b>	<b>100.00%</b>

**Median:** The median of a population is the point that divides the distribution of scores in half.

7,355 (50.93%) authors received less than \$301.71; they shared 14.02% of the budget.

**Average:** In February 2005, the average payment was \$621.

10,258 (71.03%) authors received less than \$621; they shared 29.02% of the budget.

4,183 (28.97%) authors received more than \$621; they shared 70.98% of the budget.

**More than \$1,000**

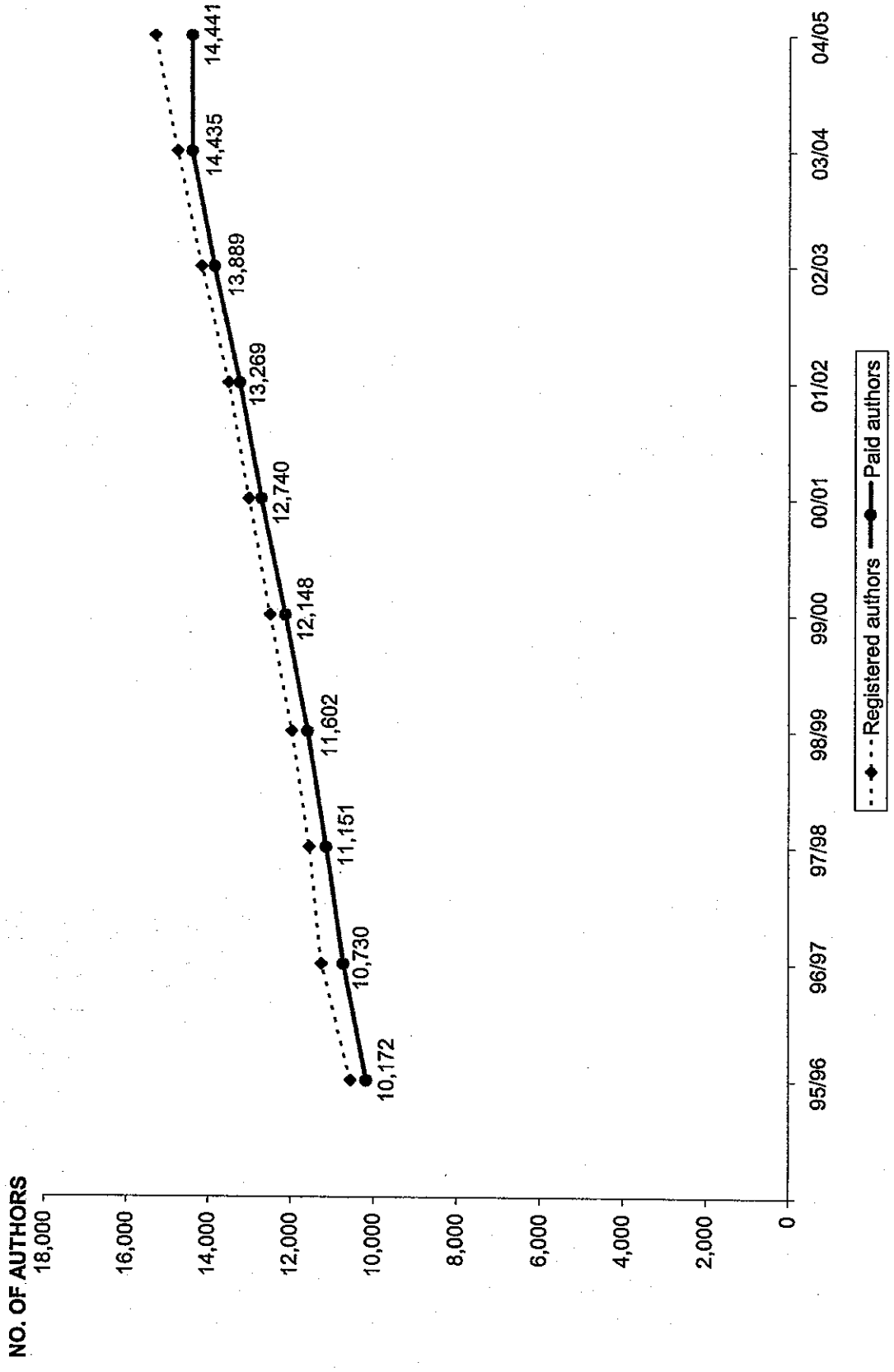
2,622 (18.16%) authors received more than \$1,000; they shared 57.19% of the budget.

**More than \$2,000**

1,105 (7.65%) authors received more than \$2,000; they shared 33.69% of the budget.



### GROWTH IN NUMBER OF AUTHORS 1995-2005





**ELIGIBLE TITLES BY LANGUAGE 2004-2005**

<b>BILINGUAL</b>	293	0.46%
<b>ENGLISH</b>	38,810	60.65%
<b>FRENCH</b>	22,716	35.50%
<b>OTHER</b>	2,168	3.39%
<b>TOTAL</b>	<b>63,987</b>	<b>ELIGIBLE TITLES</b>

**ELIGIBLE TITLES RECEIVING PAYMENT IN 2004-2005**

<b>BILINGUAL</b>	253	0.46%
<b>ENGLISH</b>	33,589	61.32%
<b>FRENCH</b>	20,390	37.22%
<b>OTHER</b>	544	0.99%
<b>TOTAL</b>	<b>54,776</b>	<b>ELIGIBLE TITLES</b>
		<b>RECEIVING PAYMENT</b>



**ELIGIBLE TITLES BY LANGUAGE AND CATEGORY  
2004-2005**

LANGUAGE OF TEXT	CATEGORY	NUMBER OF TITLES	% LANGUAGE	% CATEGORY	% OVERALL
BILINGUAL	FICTION	13	4.44%	0.10%	0.02%
	CHILDREN'S	18	6.14%	0.14%	0.03%
	POETRY	70	23.89%	0.95%	0.02%
	DRAMA	10	3.41%	0.57%	0.11%
	NON-FICTION	154	52.56%	0.61%	0.24%
	SCHOLARLY	28	9.56%	0.61%	0.04%
	<b>TOTAL</b>		293	100.00%	0.46%
ENGLISH	FICTION	6,645	17.12%	52.40%	10.38%
	CHILDREN'S	6,635	17.10%	52.92%	10.37%
	POETRY	4,113	10.60%	55.86%	6.43%
	DRAMA	980	2.53%	56.19%	1.53%
	NON-FICTION	17,224	44.38%	68.76%	26.92%
	SCHOLARLY	3,213	8.28%	69.65%	5.02%
	<b>TOTAL</b>		38,810	100.00%	60.65%
FRENCH	FICTION	5,384	23.70%	42.46%	8.41%
	CHILDREN'S	5,555	24.45%	44.31%	8.68%
	POETRY	2,902	12.78%	39.41%	4.54%
	DRAMA	717	3.16%	41.11%	1.12%
	NON-FICTION	6,966	30.67%	27.81%	10.89%
	SCHOLARLY	1,192	5.25%	25.84%	1.86%
	<b>TOTAL</b>		22,716	100.00%	35.50%
OTHER	FICTION	639	29.47%	5.04%	1.00%
	CHILDREN'S	330	15.22%	2.63%	0.52%
	POETRY	278	12.82%	3.78%	0.43%
	DRAMA	37	1.71%	2.12%	0.06%
	NON-FICTION	704	32.47%	2.81%	1.10%
	SCHOLARLY	180	8.30%	3.90%	0.28%
	<b>TOTAL</b>		2,168	100.00%	3.39%
<b>TOTAL</b>	FICTION	12,681			19.82%
	CHILDREN'S	12,538			19.59%
	POETRY	7,363			11.51%
	DRAMA	1,744			2.73%
	NON-FICTION	25,048			39.15%
	SCHOLARLY	4,613			7.21%
	<b>TOTAL</b>		63,987		

Example: The 17,224 English-language non-fiction titles represent: 44.38 % of all English-language eligible titles;  
68.76 % of all non-fiction titles;  
and 26.92 % of all registered titles.

N.B.: Titles in the "Scholarly" category have been classed as such by PLR only since 1995-1996. Prior to this, scholarly works are recorded in the "Nonfiction" category.



## GROWTH IN NUMBER OF ELIGIBLE TITLES BY LANGUAGE

1995-2005

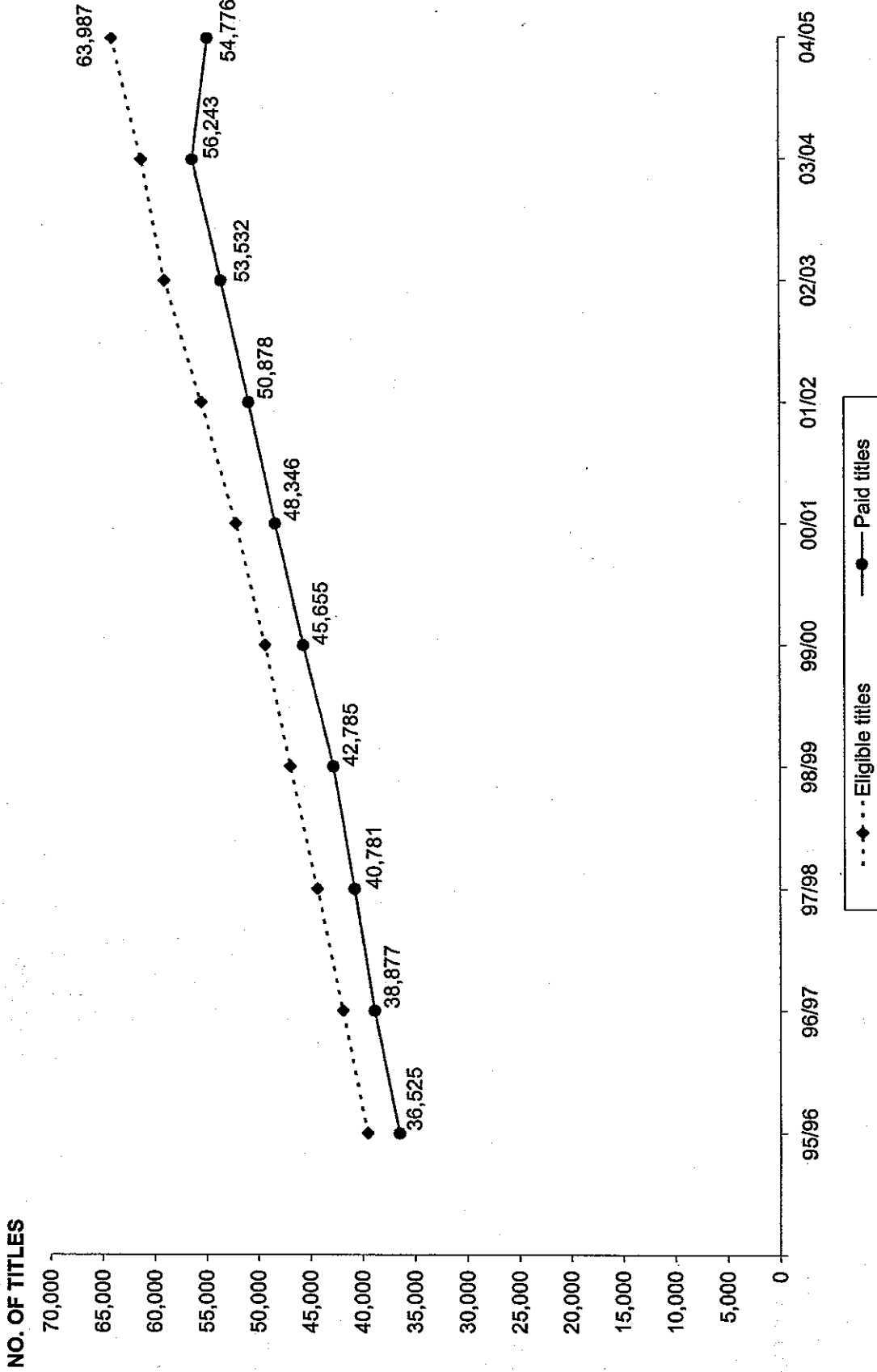
FISCAL YEAR	ENGLISH	FRENCH	BILINGUAL	OTHER	TOTAL
1995-1996	24,538	13,347	222	1,432	39,539
% INCREASE	5.72%	7.60%	4.72%	6.79%	6.38%
1996-1997	25,935	14,231	228	1,515	41,909
% INCREASE	5.69%	6.62%	2.70%	5.80%	5.99%
1997-1998	27,390	15,154	220	1,596	44,360
% INCREASE	5.61%	6.49%	-3.51%	5.35%	5.85%
1998-1999	28,870	16,180	228	1,650	46,928
% INCREASE	5.40%	6.77%	3.64%	3.38%	5.79%
1999-2000	30,270	17,103	234	1,725	49,332
% INCREASE	4.85%	5.70%	2.63%	4.55%	5.12%
2000-2001	31,977	18,134	243	1,769	52,123
% INCREASE	5.64%	6.03%	3.85%	2.55%	5.66%
2001-2002	33,955	19,381	258	1,849	55,443
% INCREASE	6.19%	6.88%	6.17%	4.52%	6.37%
2002-2003	36,079	20,623	277	1,994	58,973
% INCREASE	6.26%	6.41%	7.36%	7.84%	6.37%
2003-2004	37,203	21,596	276	2,100	61,175
% INCREASE	3.12%	4.72%	-0.36%	5.32%	3.73%
2004-2005	38,810	22,716	293	2,168	63,987
% INCREASE	4.32%	5.19%	6.16%	3.24%	4.60%

AVERAGE GROWTH (2000-2005):

5.34%



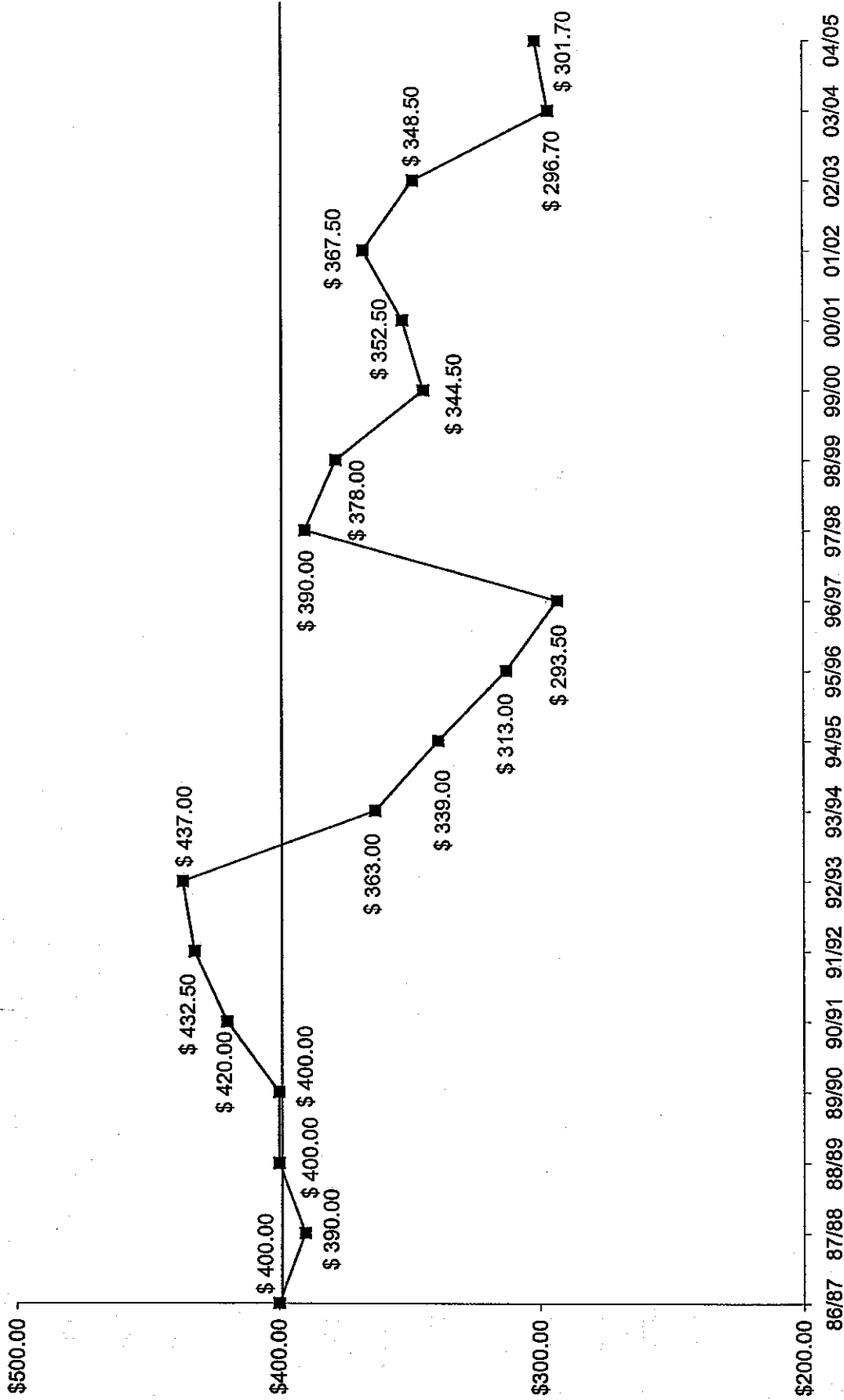
### GROWTH IN NUMBER OF TITLES 1995-2005







# MAXIMUM PER TITLE





**SUMMARY 1986-2005**  
**PART 1 (1986-1992)**

	1986-1987 (1)	1987-1988 (2)	1988-1989 (3)	1989-1990 (4)	1990-1991 (5)	1991-1992 (6)	1992-1993 (7)
NO. OF REGISTRANTS	4,553	5,638	6,713	7,153	7,681	8,125	8,801
NO. OF AUTHOR PAYMENTS	4,377	5,200	5,718	6,405	6,962	7,699	8,393
NO. OF ELIGIBLE TITLES	16,584	18,850	23,689	24,891	27,664	30,340	32,744
NO. OF TITLES RECEIVING PAYMENT					24,065	26,672	29,461
NO. OF SAMPLED LIBRARIES	15	15	15	15	21	22	22
TOTAL LIBRARY "HITS"	74,968	86,433	99,100	115,424	129,810	145,829	157,672
MAXIMUM VALUE PER TITLE	\$400.00	\$390.00	\$400.00	\$400.00	\$420.00	\$432.50	\$437.00
<b>BUDGET (\$)</b>	<b>\$3,000,000</b>	<b>\$3,813,000</b>	<b>\$4,455,000</b>	<b>\$5,202,000</b>	<b>\$5,773,000</b>	<b>\$6,663,000</b>	<b>\$7,285,000</b>
<b>TOTAL PAID TO AUTHORS (\$)</b>	<b>\$2,747,949</b>	<b>\$3,484,988</b>	<b>\$3,970,947</b>	<b>\$4,667,214</b>	<b>\$5,371,927</b>	<b>\$6,200,426</b>	<b>\$6,890,845</b>
<b>AVERAGE PAYMENT (\$)</b>	\$628	\$670	\$694	\$729	\$772	\$805	\$821
<b>ADMINISTRATION (\$)</b>	\$253,881	\$382,060	\$389,151	\$452,116	\$458,499	\$388,989	\$503,022
<b>(%) OF TOTAL BUDGET</b> (six months)	8.46%	10.02%	8.74%	8.69%	7.94%	5.84%	6.90%



**SUMMARY 1986-2005**  
**PART 2 (1993-1999)**

	1993-1994 (8)	1994-1995 (9)	1995-1996 (10)	1996-1997 (11)	1997-1998 (12)	1998-1999 (13)	1999-2000 (14)
NO. OF REGISTRANTS	9,679	10,274	10,555	11,243	11,653	11,986	12,523
NO. OF AUTHOR PAYMENTS	9,082	9,604	10,172	10,730	11,151	11,602	12,148
NO. OF ELIGIBLE TITLES	34,589	37,168	39,539	41,909	44,360	46,928	49,332
NO. OF TITLES RECEIVING PAYMENT	32,194	34,405	36,525	38,877	40,781	42,785	45,655
NO. OF SAMPLED LIBRARIES	22	24	24	24	23	24	24
TOTAL LIBRARY "HITS"	171,069	184,358	198,577	204,459	205,892	213,207	233,744
MAXIMUM VALUE PER TITLE	\$363.00	\$339.00	\$313.00	\$293.50	\$390.00	\$378.00	\$344.50
<b>BUDGET (\$)</b>	<b>\$6,611,000</b>	<b>\$6,598,305</b>	<b>\$6,428,069</b>	<b>\$6,296,937</b>	<b>\$8,366,000</b>	<b>\$8,366,000</b>	<b>\$8,366,000</b>
<b>TOTAL PAID TO AUTHORS (\$)</b>	<b>\$6,212,600</b>	<b>\$6,251,784</b>	<b>\$6,077,961</b>	<b>\$6,000,406</b>	<b>\$8,030,000</b>	<b>\$8,059,252</b>	<b>\$8,052,114</b>
<b>AVERAGE PAYMENT (\$)</b>	<b>\$684</b>	<b>\$651</b>	<b>\$598</b>	<b>\$559</b>	<b>\$720</b>	<b>\$695</b>	<b>\$663</b>
<b>ADMINISTRATION (\$)</b>	<b>\$404,496</b>	<b>\$398,655</b>	<b>\$358,651</b>	<b>\$324,363</b>	<b>\$321,389</b>	<b>\$350,210</b>	<b>\$336,008</b>
<b>(%) OF TOTAL BUDGET</b>	<b>6.10%</b>	<b>6.04%</b>	<b>5.57%</b>	<b>5.15%</b>	<b>3.84%</b>	<b>4.18%</b>	<b>4.02%</b>




**SUMMARY 1986-2005**  
**PART 3 (2000-2005)**

	2000-2001 (15)	2001-2002 (16)	2002-2003 (17)	2003-2004 (18)	2004-2005 (19)
NO. OF REGISTRANTS	13,041	13,546	14,205	14,792	15,347
NO. OF AUTHOR PAYMENTS	12,740	13,269	13,889	14,435	14,441
NO. OF ELIGIBLE TITLES	52,123	55,443	58,973	61,175	63,988
NO. OF TITLES RECEIVING PAYMENT	48,346	50,878	53,532	56,243	54,776
NO. OF SAMPLED LIBRARIES	23	23	23	22	12
TOTAL LIBRARY "HITS"	245,415	262,686	276,621	301,255	220,211
MAXIMUM VALUE PER TITLE	\$352.50	\$367.50	\$348.50	\$296.70	\$301.70
<b>BUDGET (\$)</b>	<b>\$8,966,000</b>	<b>\$10,013,662</b>	<b>\$10,043,178</b>	<b>\$9,398,129</b>	<b>\$9,449,135</b>
<b>TOTAL PAID TO AUTHORS (\$)</b>	<b>\$8,650,376</b>	<b>\$9,653,043</b>	<b>\$9,639,776</b>	<b>\$8,938,460</b>	<b>\$8,962,741</b>
<b>AVERAGE PAYMENT (\$)</b>	<b>\$679</b>	<b>\$727</b>	<b>\$694</b>	<b>\$619</b>	<b>\$621</b>
<b>ADMINISTRATION (\$)</b>	<b>\$396,366</b>	<b>\$395,882</b>	<b>\$403,402</b>	<b>\$459,669</b>	<b>\$486,394</b>
<b>(%) OF TOTAL BUDGET</b>	<b>4.42%</b>	<b>3.95%</b>	<b>4.02%</b>	<b>4.89%</b>	<b>5.15%</b>



**PLR BUDGET 2004-2005 : PAYMENTS / ADMINISTRATION**

AUTHOR PAYMENTS  
94.85%



ADMINISTRATION  
5.15%

AUTHOR PAYMENTS  ADMINISTRATION



For information  
only

## PUBLIC LENDING RIGHT COMMISSION

### FINANCIAL REPORT 2004-05

<u>Description</u>	<u>2004-2005</u>	<u>2003-2004</u>
Staff Salaries	\$236,359	\$229,331
Overtime	\$57	-\$116
Staff Benefits	\$58,749	\$57,581
Part-time Staff Salaries	\$0	\$3,770
Part-time Staff Benefits	\$0	\$675
<b>Total Salaries</b>	<b>\$295,165</b>	<b>\$291,241</b>
Other operating expenses:		
Office Accommodation	\$50,050	\$42,720
Staff Travel	\$364	\$2,073
Administration fees: Canada Council	\$20,000	\$20,000
Computer fees: Canada Council	\$44,000	\$33,000
Library Sampling	\$2,948	\$865
Telecommunications	\$1,200	\$1,200
Bank service charges	\$1,167	\$0
Postage	\$5,873	\$9,151
Full Commission Meetings	\$34,650	\$27,611
Executive Committee Meetings	\$19,133	\$21,726
Printing Costs	\$6,513	\$4,565
Office Stationery/Supplies	\$3,827	\$4,103
Brochures, Flyers, etc.	\$1,504	\$1,191
Other expenses	\$0	\$223
<b>Total Other Operating</b>	<b>\$191,229</b>	<b>\$168,428</b>
<b>TOTAL OPERATING EXPENSES</b>	<b>\$486,394</b>	<b>\$459,669</b>
<b>TOTAL PLR PAYMENTS ISSUED TO AUTHORS IN FEBRUARY 2005</b>	<b>\$8,962,741</b>	<b>\$8,938,460</b>



## MEMBERS OF THE PUBLIC LENDING RIGHT COMMISSION 2004-2005

- |                                |   |
|--------------------------------|---|
| * Carole David (Chair)         | <i>Public Lending Right Commission</i>  |
| * David Copelin (Vice-Chair)   | <i>Playwrights Guild of Canada</i>  |
| Marlene Chan<br>(non-voting)   | <i>Department of Canadian Heritage</i>  |
| * Rose Després                 | <i>Regroupement des écrivains acadiens</i>  |
| Ray Ellenwood                  | <i>Literary Translators Association of Canada</i>   |
| Louise Halfe, Sky Dancer       | <i>Public Lending Right Commission</i>  |
| * Jules Larivière              | <i>Association pour l'avancement des sciences et des techniques de la documentation (ASTED)</i> |
| David Y.H. Lui<br>(non-voting) | <i>Canada Council for the Arts</i>  |
| Paul McCormick<br>(non-voting) | <i>Library and Archives Canada</i>  |
| Stefan Psenak                  | <i>Public Lending Right Commission</i>  |
| Angela Rebeiro                 | <i>Association of Canadian Publishers</i>   |
| Hélène Roussel<br>(non-voting) | <i>Bibliothèque nationale du Québec</i>   |
| André Roy                      | <i>Union des écrivaines et des écrivains québécois (UNEQ)</i>                                   |
| Jacques Ruelland               | <i>Écrivains francophones d'Amérique</i>  |
| Andreas Schroeder              | <i>The Writers' Union of Canada</i>   |
| * Douglas Smith                | <i>The League of Canadian Poets</i>   |
| * Robert Soulières             | <i>Association nationale des éditeurs de livres</i>   |
| Cora Taylor                    | <i>Canadian Authors Association</i>   |
| * Paul Whitney                 | <i>Canadian Library Association</i>   |

\* Member of the Executive Committee

### PLR Staff

Gwen Hoover, Executive Secretary  
Benoît Rollin, Officer  
Rachelle Lanoue, Administrative Assistant  
Danielle Guindon, Clerk