


PUBLIC LENDING RIGHT COMMISSION


Celebrating  
**15 years**

ANNUAL REPORT

2000-2001



22 April 2001



PUBLIC LENDING  
RIGHT COMMISSION



COMMISSION DU  
DROIT DE PRÊT PUBLIC

---

# PUBLIC LENDING RIGHT COMMISSION

## ANNUAL REPORT


2000-2001

22 April 2001

This document may be  
freely photocopied.

350 ALBERT STREET, P.O. BOX 1047, OTTAWA, ONTARIO, K1P 5V8  
TELEPHONE (613) 566-4378, FACSIMILE (613) 566-4418  
E-MAIL: [plr@canadacouncil.ca](mailto:plr@canadacouncil.ca)  
[www.plr-dpp.ca](http://www.plr-dpp.ca)

350, RUE ALBERT, C.P. 1047, OTTAWA (ONTARIO) K1P 5V8  
TÉLÉPHONE (613) 566-4378, TÉLÉCOPIEUR (613) 566-4418  
COURRIEL : [dpp@conseildesarts.ca](mailto:dpp@conseildesarts.ca)  
[www.plr-dpp.ca](http://www.plr-dpp.ca)



## PUBLIC LENDING RIGHT COMMISSION MEMBERS 2000-2001

Ruth Bradley-St-Cyr	<i>Association of Canadian Publishers</i>
Yvon Brochu	<i>Public Lending Right Commission</i>
* Nicole Brossard	<i>Public Lending Right Commission</i>
Roch Carrier (non-voting)	<i>National Library of Canada</i>
* Joan Clark (Vice-Chair)	<i>Public Lending Right Commission</i>
Micheline Gravel (non-voting)	<i>Department of Canadian Heritage</i>
* Jules Larivière	<i>Association pour l'avancement des sciences et des techniques de la documentation (ASTED)</i>
Claude LeBouthillier	<i>Regroupement des écrivains acadiens</i>
Huguette Orly	<i>Société des écrivains canadiens</i>
* André Roy (Chair)	<i>Union des écrivaines et écrivains québécois (UNEQ)</i>
Caroline Russell-King	<i>Playwrights Union of Canada</i>
* Nicole Saint-Jean	<i>Association nationale des éditeurs de livres</i>
Philippe Sauvageau (non-voting)	<i>Bibliothèque nationale du Québec</i>
Andreas Schroeder	<i>The Writers' Union of Canada</i>
* Douglas Smith	<i>The League of Canadian Poets</i>
Cora Taylor	<i>Canadian Authors Association</i>
Shirley Thomson (non-voting)	<i>The Canada Council for the Arts</i>
* Paul Whitney	<i>Canadian Library Association</i>
Beatriz Zeller	<i>Literary Translators Association of Canada</i>

### PLR Staff

Gwen Hoover, Executive Secretary  
Benoît Rollin, Officer  
Sharon Ivall, Administrative Assistant  
Danielle Guindon, Clerk

\* Member of the Executive Committee

THE HISTORY OF THE UNITED STATES

The first part of the history of the United States is the period of discovery and settlement. It begins with the arrival of Christopher Columbus in 1492 and continues through the early years of the colonies.

The second part of the history is the period of the American Revolution. It begins with the signing of the Declaration of Independence in 1776 and ends with the signing of the Constitution in 1787.

The third part of the history is the period of the early republic. It begins with the signing of the Constitution in 1787 and ends with the death of George Washington in 1799.

The fourth part of the history is the period of the Jacksonian era. It begins with the election of Andrew Jackson in 1828 and ends with the death of Jackson in 1845.

The fifth part of the history is the period of the Civil War. It begins with the outbreak of the war in 1861 and ends with the surrender of the Confederacy in 1865.

The sixth part of the history is the period of Reconstruction. It begins with the end of the Civil War in 1865 and ends with the passage of the Civil Rights Act in 1875.

The seventh part of the history is the period of the Gilded Age. It begins with the end of Reconstruction in 1875 and ends with the beginning of the Progressive Era in 1890.

The eighth part of the history is the period of the Progressive Era. It begins with the beginning of the Progressive Era in 1890 and ends with the beginning of the New Deal in 1933.

The ninth part of the history is the period of the New Deal. It begins with the beginning of the New Deal in 1933 and ends with the end of the New Deal in 1945.

## A BRIEF PROFILE OF THE PUBLIC LENDING RIGHT PROGRAM

### Purpose

The Public Lending Right Commission makes payments to Canadian authors for the availability of their books catalogued in Canadian libraries, according to the PLR program's eligibility criteria.

### Background

The PLR program was created in 1986 after nearly forty years of lobbying on the part of Canada's national writers' organizations. Canada is one of fifteen countries to have implemented such a program. The Canadian PLR program receives annual funding from Parliament (\$8.966 million in 2000-2001) and operates under the aegis of the Canada Council for the Arts. The Public Lending Right Commission is made up of a predominantly writer-composed board, which represents national organizations of writers, librarians and publishers, and which is responsible for setting the general policies of the program. An executive committee carries out these policies. Both the Commission and the Executive Committee are chaired by writer André Roy.

### Program

Authors register their titles with the Commission. The Commission in turn compiles a master list of titles which is checked annually against the holdings of a representative number of libraries (ten for English-language titles, five for French-language). An author is paid an amount per book each time the title is found in one of the sampled libraries. The PLR payment ceiling in 2000-2001 was \$3,525.





## CHAIR'S REPORT

André Roy

### General Comments

The Public Lending Right (PLR) Commission celebrated its fifteenth anniversary by distributing, in February 2001, the largest amount of money ever to the greatest number of authors since 1986: \$8,650,376 to 12,740 authors.

If the PLR program serves as a gauge of the health of the publishing industry in Canada, and of the abiding interest on the part of the public in reading our books in libraries, we have reason to be very proud. In this reporting year, there were 3,280 new eligible titles that joined up with the 48,843 already registered. Out of these 3,280 titles, 2,902, or 88%, were found in at least one of the sampling libraries.

Thanks to a budget increase, authors have another reason to celebrate, since the program's hit rate increased from \$34.45 last year to \$35.25 this year. This increase is due to an allocation to the PLR Commission by the Canada Council for the Arts of an amount of \$600,000 out of \$10 million the Council received from the federal government in its February 2000 budget.

And again this year, we have kept our administrative costs low in order to safeguard the largest portion possible of the budget for authors. This year these costs represent a low 4.2% of our overall budget.

Still on the topic of celebrating the fifteenth anniversary of the PLR program and promoting it to the general public, we asked authors to send us their comments or testimonials on the importance of PLR. Hundreds of authors replied and we will be placing a selection of their tributes on our new web site. Here are some of their comments:

*I wish to acknowledge the annual PLR payments which re-establish a certain justice for authors given our relentless efforts to find ways to continue writing. (trans.)*

*I remember marching on parliament on a cold, drizzly day eons ago in Ottawa, to lobby for Public Lending Rights. It seems impossible that 15 years have elapsed since our struggling efforts to get PLR! The cheque we receive each year gives an author a boost in morale to know that her/his books are circulating in libraries. The cash also boosts our income, in a country where writers have a tough time living on their writing earnings alone.*

*I wish to express my deepest feelings of gratitude to the Public Lending Right Commission. History will tell future generations just how essential this organization is for those whose intellectual production reflects the identity of our society. (trans.)*

*Thanks to the PLR program, authors can increase public awareness and readership while, at the same time, receive validation for their craft and its value to Canadian culture.*

## **Budget**

In spite of a budget increase this year, the Commission did not reach its \$40 hit rate target, the amount established at the start of the program in 1986. We continued to seek an agreement with the government to put in place a mechanism to recognize the ongoing needs of the program in terms of adequate financing, but without success to date. This year, for example, we would have required an additional amount of \$1.2 million to re-establish the \$40 rate.

We were extremely pleased, however, by a recommendation on Public Lending Right in the June 2000 Standing Committee on Canadian Heritage (16 MPs all party committee of the House of Commons) report. It is thanks to presentations before the Standing Committee of two of our constituent members, the Canadian Library Association and The Writers' Union of Canada, that attention was given to the PLR program. The Committee's recommendation reads as follows: "The Committee recommends that the Department of Canadian Heritage initiate an evaluation of the Public Lending Right Commission with a view to improving this important source of income for Canadian authors, translators and illustrators." The PLR Commission is hopeful that one of the achievements of this process will be to resolve the long-standing funding dilemma of the program.

## **Program administration**

The PLR Executive Committee undertook a first general discussion on the revision of PLR program criteria last fall. This work was subsequently rolled into the work of the Commission's sub-committee on evaluation, a committee set up to prepare a document that would facilitate our participation in the program evaluation commissioned by the Department of Canadian Heritage. This latter committee is currently working on a document addressing the four following themes: the funding of the program, the administrative structure (responsibility and governance), criteria and the place of new media in the program. The sub-committee on evaluation submits its report to the Commission's Annual General Meeting in April 2001.

The PLR Commission bid fond farewell in December 2000 to Sharon Ivall, the PLR's administrative assistant for the last ten years. Sharon contributed in a significant way to the smooth operation of the program and to a creative team spirit at the staff level. The Commission was very pleased to welcome Rachele Lanoue, the new administrative assistant, in January 2001.

## **International PLR**

Following up on the International PLR Conference it organized in Ottawa in October 1999, the PLR Commission set as one of its challenges to promote the concept of public lending right as much as possible, and particularly to librarians. The Commission initiated an information session on public lending right at the IFLA (International Federation of Library Associations and Institutions) conference in Jerusalem in August 2000. This session was arranged at no cost to the Commission due to the goodwill of individuals who were already attending the conference for other reasons. There were two such participants from Canada: Paul Whitney, the new member of the PLR Commission representing the Canadian Library Association, and Marianne Scott, former National Librarian of Canada. Three others, Helge Sonneland, director of Norway's PLR program, Kalju Tammaru, a librarian from Estonia and Miriam Ratsaby, Israel's PLR program director, also participated. The session was very well received and did indeed reinforce our links with librarians from around the world as well as with our PLR counterparts in other countries.

Through the Public Lending Right program, the members of the Public Lending Right Commission are very proud to contribute to the development of our literature and to the well-being of authors in every province and territory of Canada.

On this fifteenth anniversary, we celebrate public lending right as an excellent example of the federal government's commitment to our authors. We, as a Commission, offer wholehearted thanks to all of the public lending right partners: the government, first and foremost, but also the publishers who publish our books and the librarians for their unstinting collaboration with the PLR Commission over the past fifteen years.

**RESULTS OF THE PLR PROGRAM'S**

**FIFTEENTH YEAR**

	<b>2000-2001</b>	<b>1999-2000</b>
<b>AUTHORS REGISTERED IN THE PROGRAM</b>	<b>13,041</b>	<b>12,523</b>
<b>AUTHORS RECEIVING PAYMENT</b>	<b>12,740</b>	<b>12,148</b>
<b>TITLES IN THE DATABASE</b>	<b>53,241</b>	<b>50,462</b>
<b>ELIGIBLE TITLES</b>	<b>52,123</b>	<b>49,332</b>
<b>TITLES RECEIVING PAYMENT</b>	<b>48,346</b>	<b>45,655</b>
<b>AMOUNT DISTRIBUTED TO AUTHORS</b>	<b>\$8,650,376</b>	<b>\$8,052,114</b>
<b>AVERAGE PAYMENT PER AUTHOR</b>	<b>\$679</b>	<b>\$663</b>
<b>"HIT RATE" - AMOUNT PAID EACH TIME A BOOK IS FOUND</b>	<b>\$35.25</b>	<b>\$34.45</b>

PROGRAM GROWTH 2000-2001

	AUTHORS		NEW TITLES REGISTERED		TITLES	
	ENGLISH	FRENCH	ENGLISH	FRENCH	ENGLISH	FRENCH
REQUESTS FOR REGISTRATION KITS	810	534	3,930	2,470	1,346	95
	(694 IN 1998-1999)	276				19
	(812 IN 1999-2000)					
				(3,438 IN 1998-1999)		
				(3,751 IN 1999-2000)		
NEW AUTHORS REGISTERED	691	444	3,280	2,025	1,162	82
	(586 IN 1998-1999)	247				11
	(637 IN 1999-2000)					
NEW AUTHORS RECEIVING PAYMENT	587	374	2,902	1,805	1,057	31
	(\$149,212)	(\$82,453)				9
		(\$66,760)				
	(460 IN 1998-1999 : \$110,124 )					
	(536 IN 1999-2000 : \$122,298 )					
				(2,403 IN 1998-1999 : \$378,664 )		
				(2,958 IN 1999-2000 : \$410,022 )		

NEW ELIGIBLE TITLES BY LANGUAGE AND CATEGORY

	ENGLISH	FRENCH	OTHER	BILINGUAL	TOTAL
FICTION	358	324	22	0	704
CHILDREN'S	464	342	23	0	829
POETRY	181	108	15	5	309
DRAMA	77	36	2	0	115
NON-FICTION	605	215	14	2	836
SCHOLARLY	340	137	6	4	487
TOTAL	2,025	1,162	82	11	3,280

**PAYMENTS BY PROVINCE  
2000-2001**

PROVINCE	NUMBER OF REGISTRANTS	%	NUMBER OF PAYMENTS	%	% PAID	\$	%
NFLD.	205	1.57%	200	1.57%	97.56%	\$99,266.92	1.15%
N.S.	449	3.44%	436	3.42%	97.10%	\$202,862.00	2.35%
P.E.I.	42	0.32%	41	0.32%	97.62%	\$27,262.70	0.32%
N.B.	273	2.09%	244	1.92%	89.38%	\$131,095.50	1.52%
QUÉ.	3,923	30.08%	3,813	29.93%	97.20%	\$3,178,087.62	36.74%
ONT.	4,580	35.12%	4,508	35.38%	98.43%	\$2,847,498.33	32.92%
MAN.	378	2.90%	369	2.90%	97.62%	\$192,842.58	2.23%
SASK.	275	2.11%	272	2.14%	98.91%	\$165,502.01	1.91%
ALBERTA	670	5.14%	649	5.09%	96.87%	\$389,178.94	4.50%
B.C.	1,847	14.16%	1,813	14.23%	98.16%	\$1,121,366.09	12.96%
N.W.T.	4	0.03%	4	0.03%	100.00%	\$2,996.25	0.03%
YUKON	18	0.14%	18	0.14%	100.00%	\$4,980.84	0.06%
NUNAVUT	3	0.02%	3	0.02%	100.00%	\$1,235.52	0.01%
OTHER	374	2.87%	370	2.90%	98.93%	\$286,200.59	3.31%
<b>TOTAL</b>	<b>13,041</b>	<b>100.00%</b>	<b>12,740</b>	<b>100.00%</b>	<b>97.69%</b>	<b>\$8,650,375.89</b>	<b>100.00%</b>

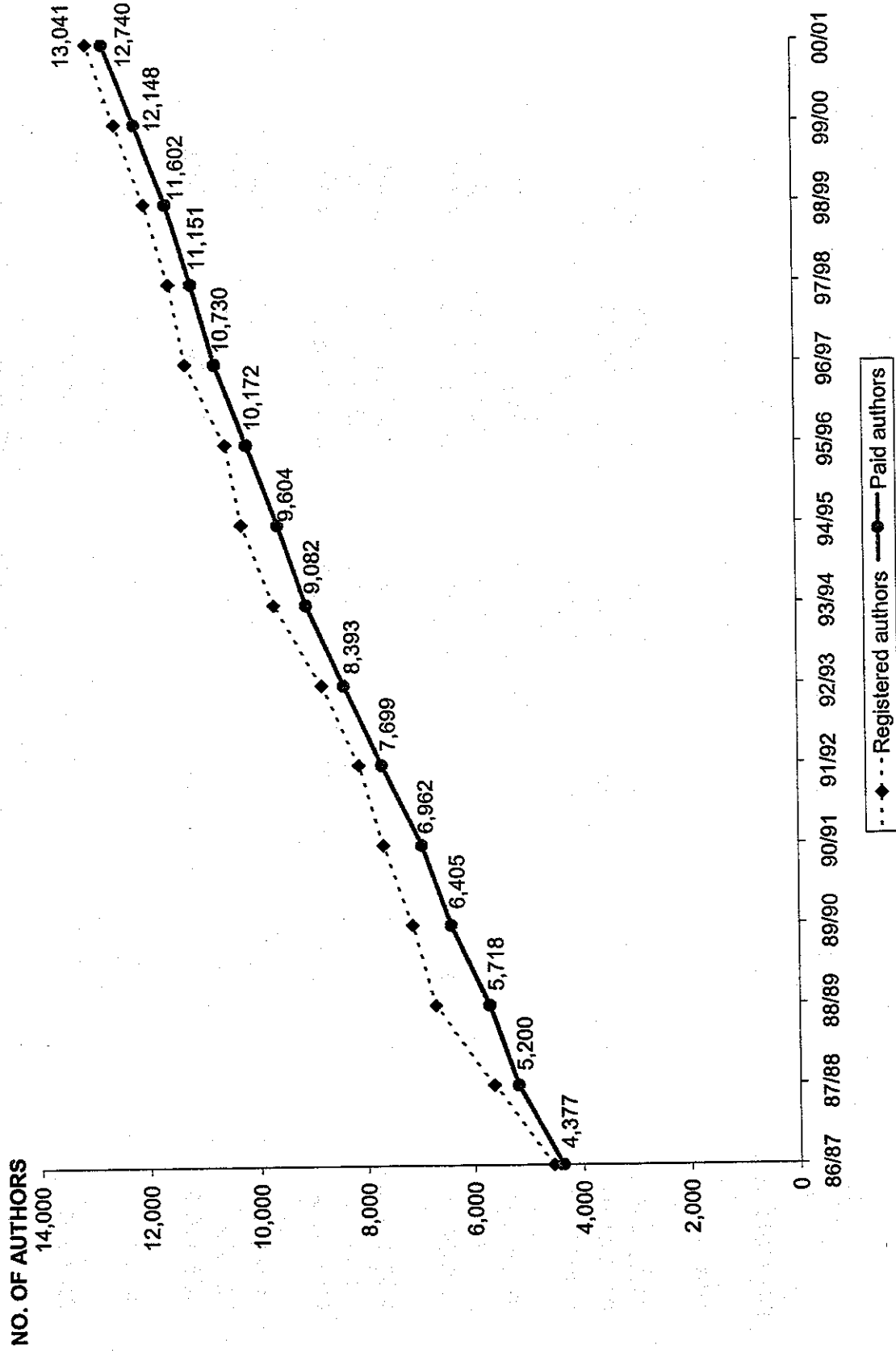
Example: In 2000-2001, 98.91 % of registered Saskatchewan authors received a payment. This represents 2.14 % of paid authors. These authors received 1.91 % of the payment budget.

**DISTRIBUTION OF PAYMENTS BY PAYMENT RANGE  
AND BY AUTHOR'S LANGUAGE  
2000-2001**

	LANGUAGE	AUTHORS	%	\$	%
MINIMUM 25 \$	E	124	0.97%	\$3,100.00	0.04%
	F	33	0.26%	\$825.00	0.01%
<b>SUB-TOTAL</b>	<b>E+F</b>	<b>157</b>	<b>1.23%</b>	<b>\$3,925.00</b>	<b>0.05%</b>
FROM \$25.01	E	6,424	50.42%	\$1,793,033.23	20.73%
TO \$678.99	F	2,327	18.27%	\$694,397.40	8.03%
<b>SUB-TOTAL</b>	<b>E+F</b>	<b>8,751</b>	<b>68.69%</b>	<b>\$2,487,430.63</b>	<b>28.76%</b>
FROM \$679.00	E	873	6.85%	\$723,842.31	8.37%
TO \$999.99	F	425	3.34%	\$351,357.75	4.06%
<b>SUB-TOTAL</b>	<b>E+F</b>	<b>1,298</b>	<b>10.19%</b>	<b>\$1,075,200.06</b>	<b>12.43%</b>
FROM \$1,000.00	E	976	7.66%	\$1,342,199.90	15.52%
TO \$1,999.99	F	547	4.29%	\$770,368.42	8.91%
<b>SUB-TOTAL</b>	<b>E+F</b>	<b>1,523</b>	<b>11.95%</b>	<b>\$2,112,568.32</b>	<b>24.42%</b>
FROM \$2,000.00	E	388	3.05%	\$1,009,944.38	11.68%
TO \$3,524.99	F	253	1.99%	\$657,057.50	7.60%
<b>SUB-TOTAL</b>	<b>E+F</b>	<b>641</b>	<b>5.03%</b>	<b>\$1,667,001.88</b>	<b>19.27%</b>
MAXIMUM \$3,525.00	E	178	1.40%	\$627,450.00	7.25%
	F	192	1.51%	\$676,800.00	7.82%
<b>SUB-TOTAL</b>	<b>E+F</b>	<b>370</b>	<b>2.90%</b>	<b>\$1,304,250.00</b>	<b>15.08%</b>
<b>TOTAL</b>	<b>E</b>	<b>8,963</b>	<b>70.35%</b>	<b>\$5,499,569.82</b>	<b>63.58%</b>
	<b>F</b>	<b>3,777</b>	<b>29.65%</b>	<b>\$3,150,806.07</b>	<b>36.42%</b>
	<b>E+F</b>	<b>12,740</b>	<b>100.00%</b>	<b>\$8,650,375.89</b>	<b>100.00%</b>

(In February 2001, the average payment was \$679.)

# GROWTH IN NUMBER OF AUTHORS 1986-2001





**ELIGIBLE TITLES BY LANGUAGE 2000-2001**

<b>BILINGUAL</b>	243	0.47%
<b>ENGLISH</b>	31,977	61.35%
<b>FRENCH</b>	18,134	34.79%
<b>OTHER</b>	1,769	3.39%
<b>TOTAL</b>	<b>52,123</b>	<b>ELIGIBLE TITLES</b>

**ELIGIBLE TITLES RECEIVING PAYMENT IN 2000-2001**

<b>BILINGUAL</b>	232	0.48%
<b>ENGLISH</b>	30,456	63.00%
<b>FRENCH</b>	16,795	34.74%
<b>OTHER</b>	863	1.79%
<b>TOTAL</b>	<b>48,346</b>	<b>ELIGIBLE TITLES RECEIVING PAYMENT</b>

**ELIGIBLE TITLES BY LANGUAGE AND CATEGORY  
2000-2001**

LANGUAGE OF TEXT	CATEGORY	NUMBER OF TITLES	% LANGUAGE	% CATEGORY	% OVERALL
BILINGUAL	FICTION	10	4.12%	0.10%	0.02%
	CHILDREN'S	15	6.17%	0.16%	0.03%
	POETRY	55	22.63%	0.88%	0.01%
	DRAMA	5	2.06%	0.34%	0.11%
	NON-FICTION	137	56.38%	0.61%	0.26%
	SCHOLARLY	21	8.64%	0.73%	0.04%
	<b>TOTAL</b>		<b>243</b>	<b>100.00%</b>	<b>0.47%</b>
ENGLISH	FICTION	5,327	16.66%	52.84%	10.22%
	CHILDREN'S	4,896	15.31%	53.47%	9.39%
	POETRY	3,486	10.90%	55.90%	6.69%
	DRAMA	823	2.57%	56.06%	1.58%
	NON-FICTION	15,500	48.47%	69.47%	29.74%
	SCHOLARLY	1,945	6.08%	67.79%	3.73%
	<b>TOTAL</b>		<b>31,977</b>	<b>100.00%</b>	<b>61.35%</b>
FRENCH	FICTION	4,167	22.98%	41.33%	7.99%
	CHILDREN'S	4,010	22.11%	43.80%	7.69%
	POETRY	2,488	13.72%	39.90%	4.77%
	DRAMA	611	3.37%	41.62%	1.17%
	NON-FICTION	6,048	33.35%	27.11%	11.60%
	SCHOLARLY	810	4.47%	28.23%	1.55%
	<b>TOTAL</b>		<b>18,134</b>	<b>100.00%</b>	<b>34.79%</b>
OTHER	FICTION	578	32.67%	5.73%	1.11%
	CHILDREN'S	235	13.28%	2.57%	0.45%
	POETRY	207	11.70%	3.32%	0.40%
	DRAMA	29	1.64%	1.98%	0.06%
	NON-FICTION	627	35.44%	2.81%	1.20%
	SCHOLARLY	93	5.26%	3.24%	0.18%
	<b>TOTAL</b>		<b>1,769</b>	<b>100.00%</b>	<b>3.39%</b>
<b>TOTAL</b>	FICTION	10,082			19.34%
	CHILDREN'S	9,156			17.57%
	POETRY	6,236			11.96%
	DRAMA	1,468			2.82%
	NON-FICTION	22,312			42.81%
	SCHOLARLY	2,869			5.50%
	<b>TOTAL</b>		<b>52,123</b>		

Example: The 15,500 English-language non-fiction titles represent: 48.47 % of all English-language eligible titles;  
69.47 % of all non-fiction titles;  
and 29.74 % of all registered titles.

N.B.: Titles in the "Scholarly" category have been classed as such by PLR only since 1995-1996. Prior to this, scholarly works are recorded in the "Nonfiction" category.

**GROWTH IN NUMBER OF ELIGIBLE TITLES BY LANGUAGE**


1986-2001

FISCAL YEAR	ENGLISH	FRENCH	BILINGUAL	OTHER	TOTAL
1986-1987	9,474	4,338	97	229	14,138
1987-1988	12,478	5,616	129	338	18,611
% INCREASE	31.70%	29.46%	32.98%	69.43%	31.63%
1988-1989	14,731	7,023	146	619	22,519
% INCREASE	18.05%	25.05%	13.17%	37.31%	20.99%
1989-1990	16,220	7,826	157	751	24,954
% INCREASE	10.10%	11.43%	7.53%	21.32%	10.81%
1990-1991	17,730	8,668	180	814	27,192
% INCREASE	8.07%	10.75%	14.64%	8.38%	8.96%
1991-1992	19,370	9,755	197	1,018	30,340
% INCREASE	10.49%	12.54%	9.44%	25.06%	11.57%
1992-1993	20,725	10,707	210	1,102	32,744
% INCREASE	7.00%	9.76%	6.60%	8.25%	7.92%
1993-1994	21,734	11,447	203	1,205	34,589
% INCREASE	4.87%	6.91%	-3.30%	9.35%	5.64%
1994-1995	23,211	12,404	212	1,341	37,168
% INCREASE	6.80%	8.36%	4.43%	11.29%	7.46%
1995-1996	24,538	13,347	222	1,432	39,539
% INCREASE	5.72%	7.60%	4.72%	6.79%	6.38%
1996-1997	25,935	14,231	228	1,515	41,909
% INCREASE	5.69%	6.62%	2.70%	5.80%	5.99%
1997-1998	27,390	15,154	220	1,596	44,360
% INCREASE	5.61%	6.49%	-3.51%	5.35%	5.85%
1998-1999	28,870	16,180	228	1,650	46,928
% INCREASE	5.40%	6.77%	3.64%	3.38%	5.79%
1999-2000	30,270	17,103	234	1,725	49,332
% INCREASE	4.85%	5.70%	2.63%	4.55%	5.12%
2000-2001	31,977	18,134	243	1,769	52,123
% INCREASE	5.64%	6.03%	3.85%	2.55%	5.66%

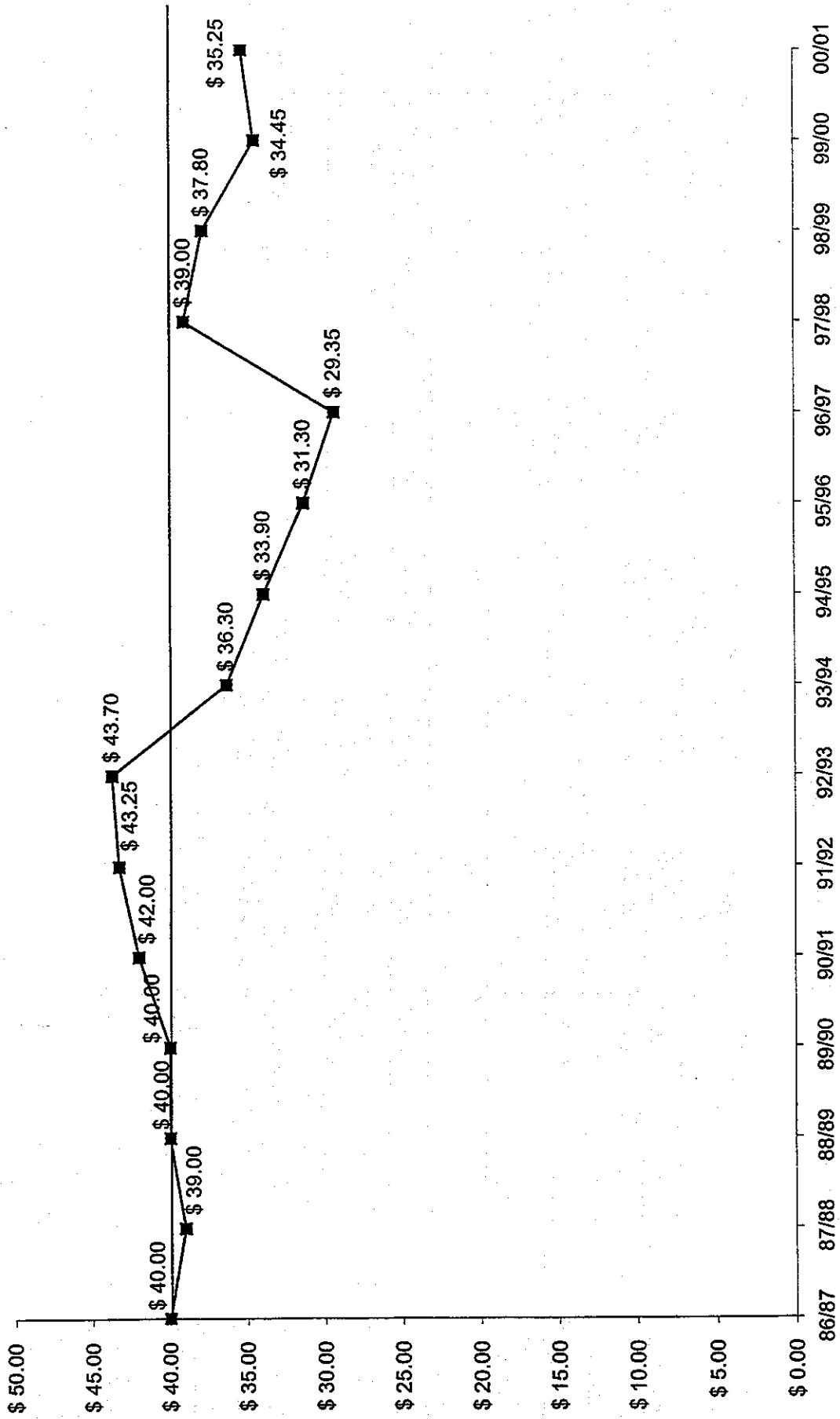
AVERAGE GROWTH (1996-2001):

5.68%

### GROWTH IN NUMBER OF TITLES 1986-2001



# HIT RATE



**SUMMARY 1986-2001 (A)**

	1986-1987 (1)	1987-1988 (2)	1988-1989 (3)	1989-1990 (4)	1990-1991 (5)	1991-1992 (6)	1992-1993 (7)	1993-1994 (8)
NO. OF REGISTRANTS	4,553	5,638	6,713	7,153	7,681	8,125	8,801	9,679
NO. OF AUTHOR PAYMENTS	4,377	5,200	5,718	6,405	6,962	7,699	8,393	9,082
NO. OF ELIGIBLE TITLES	16,584	18,850	23,689	24,891	27,664	30,340	32,744	34,589
NO. OF TITLES RECEIVING PAYMENT					24,065	26,672	29,461	32,194
NO. OF SAMPLED LIBRARIES	15	15	15	15	21	22	22	22
TOTAL LIBRARY "HITS"	74,968	86,433	99,100	115,424	129,810	145,829	157,672	171,069
VALUE OF ONE "HIT" \$	*40/80 **60/100	39/78 59/113	40/80 80/120	40/80 80/120	42/84 ----	43,25/86,50 ----	43,70/87,40 ----	36,30/72,60 ----
<b>BUDGET (\$)</b>	<b>\$3,000,000</b>	<b>\$3,813,000</b>	<b>\$4,455,000</b>	<b>\$5,202,000</b>	<b>\$5,773,000</b>	<b>\$6,663,000</b>	<b>\$7,285,000</b>	<b>\$6,611,000</b>
<b>TOTAL PAID TO AUTHORS (\$)</b>	<b>\$2,747,949</b>	<b>\$3,484,988</b>	<b>\$3,970,947</b>	<b>\$4,667,214</b>	<b>\$5,371,927</b>	<b>\$6,200,426</b>	<b>\$6,890,845</b>	<b>\$6,212,600</b>
<b>AVERAGE PAYMENT (\$)</b>	\$628	\$670	\$694	\$729	\$772	\$805	\$821	\$684
<b>ADMINISTRATION (\$)</b>	\$253,881	\$382,060	\$389,151	\$452,116	\$458,499	\$388,989	\$503,022	\$404,496
<b>(%) OF TOTAL BUDGET</b>	8.46% (six months)	10.02%	8.74%	8.69%	7.94%	5.84%	6.90%	6.10%

\* (English/French)

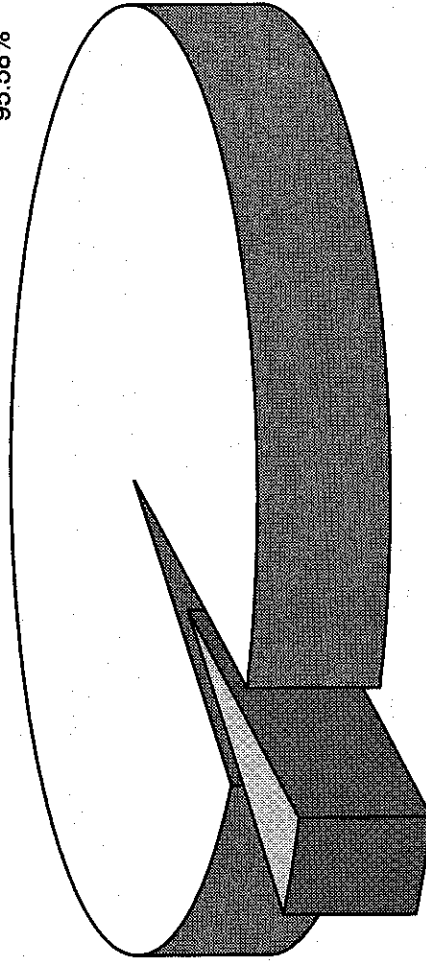
\*\* (Children's literature)

**SUMMARY 1986-2001 (B)**

	1994-1995 (9)	1995-1996 (10)	1996-1997 (11)	1997-1998 (12)	1998-1999 (13)	1999-2000 (14)	2000-2001 (15)
NO. OF REGISTRANTS	10,274	10,555	11,243	11,653	11,986	12,523	13,041
NO. OF AUTHOR PAYMENTS	9,604	10,172	10,730	11,151	11,602	12,148	12,740
NO. OF ELIGIBLE TITLES	37,168	39,539	41,909	44,360	46,928	49,332	52,123
NO. OF TITLES RECEIVING PAYMENT	34,405	36,525	38,877	40,781	42,785	45,655	48,346
NO. OF SAMPLED LIBRARIES	24	24	24	23	24	24	23
TOTAL LIBRARY "HITS"	184,358	198,577	204,459	205,892	213,207	233,744	245,415
VALUE OF ONE "HIT" \$	33,90/67,80	31,30/62,60	29,35/58,70	39,00/78,00	37.80/75.60	34.45/68.90	35.25/70.50
<b>BUDGET (\$)</b>	<b>\$6,598,305</b>	<b>\$6,428,069</b>	<b>\$6,296,937</b>	<b>\$8,366,000</b>	<b>\$8,366,000</b>	<b>\$8,366,000</b>	<b>\$8,966,000</b>
<b>TOTAL PAID TO AUTHORS (\$)</b>	<b>\$6,251,784</b>	<b>\$6,077,961</b>	<b>\$6,000,406</b>	<b>\$8,030,000</b>	<b>\$8,059,252</b>	<b>\$8,052,114</b>	<b>\$8,650,376</b>
<b>AVERAGE PAYMENT (\$)</b>	<b>\$651</b>	<b>\$598</b>	<b>\$559</b>	<b>\$720</b>	<b>\$695</b>	<b>\$663</b>	<b>\$679</b>
<b>ADMINISTRATION (\$) (%) OF TOTAL BUDGET</b>	<b>\$398,655 6.04%</b>	<b>\$358,651 5.57%</b>	<b>\$324,363 5.15%</b>	<b>\$321,389 3.84%</b>	<b>\$350,210 4.18%</b>	<b>\$336,008 4.02%</b>	<b>\$396,366 4.42%</b>

**PLR BUDGET 2000-2001 : PAYMENTS / ADMINISTRATION**

**AUTHOR PAYMENTS**  
95.58%



**ADMINISTRATION**  
4.42%

AUTHOR PAYMENTS       ADMINISTRATION



**PUBLIC LENDING RIGHT COMMISSION**  
**FINANCIAL REPORT 2000-2001**

<u>Description</u>	<u>2000-2001</u>	<u>1999-2000</u>
Staff Salaries	\$ 199,051	\$ 192,629
Overtime		\$ 1,785
Staff Benefits	\$ 74,233	\$ 38,176
<b>Total Salaries</b>	<b>\$ 273,284</b>	<b>\$ 232,590</b>
<b>Other operating expenses</b>		
Office Accommodation	\$ 20,796	\$ 20,796
Staff Travel	\$ 1,354	\$ 244
Library Sampling	\$ 9,220	\$ 16,046
Bank and Payroll charges	\$ 2,523	\$ 1,337
Computer fees: Canada Council	\$ 8,300	\$ 8,300
Telecommunications	\$ 1,200	\$ 1,200
Postage	\$ 8,935	\$ 8,932
Full Commission Meetings	\$ 24,476	\$ 15,171
Executive Committee Meetings	\$ 21,272	\$ 7,904
Printing Costs	\$ 3,294	\$ 1,871
Office Stationery/Supplies	\$ 1,712	\$ 1,617
Administration fees: Canada Council	\$ 20,000	\$ 20,000
<b>Total Other Operating</b>	<b>\$ 123,082</b>	<b>\$ 103,418</b>
<b>TOTAL OPERATING EXPENSES</b>	<b>\$ 396,366</b>	<b>\$ 336,008</b>
<b>TOTAL PLR PAYMENTS TO AUTHORS</b>	<b>\$ 8,650,376</b>	<b>\$ 8,052,114</b>

THE UNIVERSITY OF CHICAGO

DEPARTMENT OF CHEMISTRY

PH.D. THESIS

BY

ROBERT M. HAYES

PH.D. 1964

PHYSICAL CHEMISTRY

ADVISOR: ROBERT M. HAYES

ADVISOR: ROBERT M. HAYES

ADVISOR: ROBERT M. HAYES

ADVISOR: ROBERT M. HAYES

ADVISOR: ROBERT M. HAYES

ADVISOR: ROBERT M. HAYES

ADVISOR: ROBERT M. HAYES

ADVISOR: ROBERT M. HAYES

ADVISOR: ROBERT M. HAYES

ADVISOR: ROBERT M. HAYES

ADVISOR: ROBERT M. HAYES

ADVISOR: ROBERT M. HAYES

ADVISOR: ROBERT M. HAYES

ADVISOR: ROBERT M. HAYES

ADVISOR: ROBERT M. HAYES

ADVISOR: ROBERT M. HAYES

ADVISOR: ROBERT M. HAYES

ADVISOR: ROBERT M. HAYES

ADVISOR: ROBERT M. HAYES

ADVISOR: ROBERT M. HAYES

ADVISOR: ROBERT M. HAYES

ADVISOR: ROBERT M. HAYES

ADVISOR: ROBERT M. HAYES

ADVISOR: ROBERT M. HAYES

ADVISOR: ROBERT M. HAYES

ADVISOR: ROBERT M. HAYES

ADVISOR: ROBERT M. HAYES